

Scaled data based on original data using  
LM-79-08 Approved Method: Electrical and Photometric Measurements of Solid-  
State Lighting Products

Test Report Prepared for  
Cooper Lighting Solutions  
(formerly Eaton)

Brand: McGRAW-EDISON

Report Number: P385760

Luminaire Tested: **GWC-SA1B-750-U-T4W-HSS**

Issue Date: 3/3/2020

**Test Information**

Test Method: LM-79-08  
Report Number: P385760  
TEST IS SCALED FROM IESNA LM-79-08 TEST DATA (G2-1903-205-19)  
Test Lab: INNOVATION CENTER  
Issue Date: 3/3/2020  
Manufacturer: COOPER LIGHTING SOLUTIONS (FORMERLY EATON)  
Product Line: MCGRAW-EDISON  
Catalog Number: GWC-SA1B-750-U-T4W-HSS  
Description: GALLEON WALL LUMINAIRE  
(1) 70 CRI, 5000K, 800mA LIGHTSQUARE WITH 16 LEDS AND TYPE IV WIDE OPTICS  
WITH HOUSE SIDE SHIELD  
Light Source: -  
Ballast/Driver: ELECTRONIC DRIVER

**Summary**

Lumens per Lamp: N/A  
Luminaire Lumens: 4423 lumens  
Efficiency: N/A  
Efficacy: 100.5 lumens/watt  
Luminous Opening: Rectangular (W 0.5' x L: 0.5' x H: 0')  
IES Classification: Type IV - Short  
BUG Rating: B1 - U0 - G2

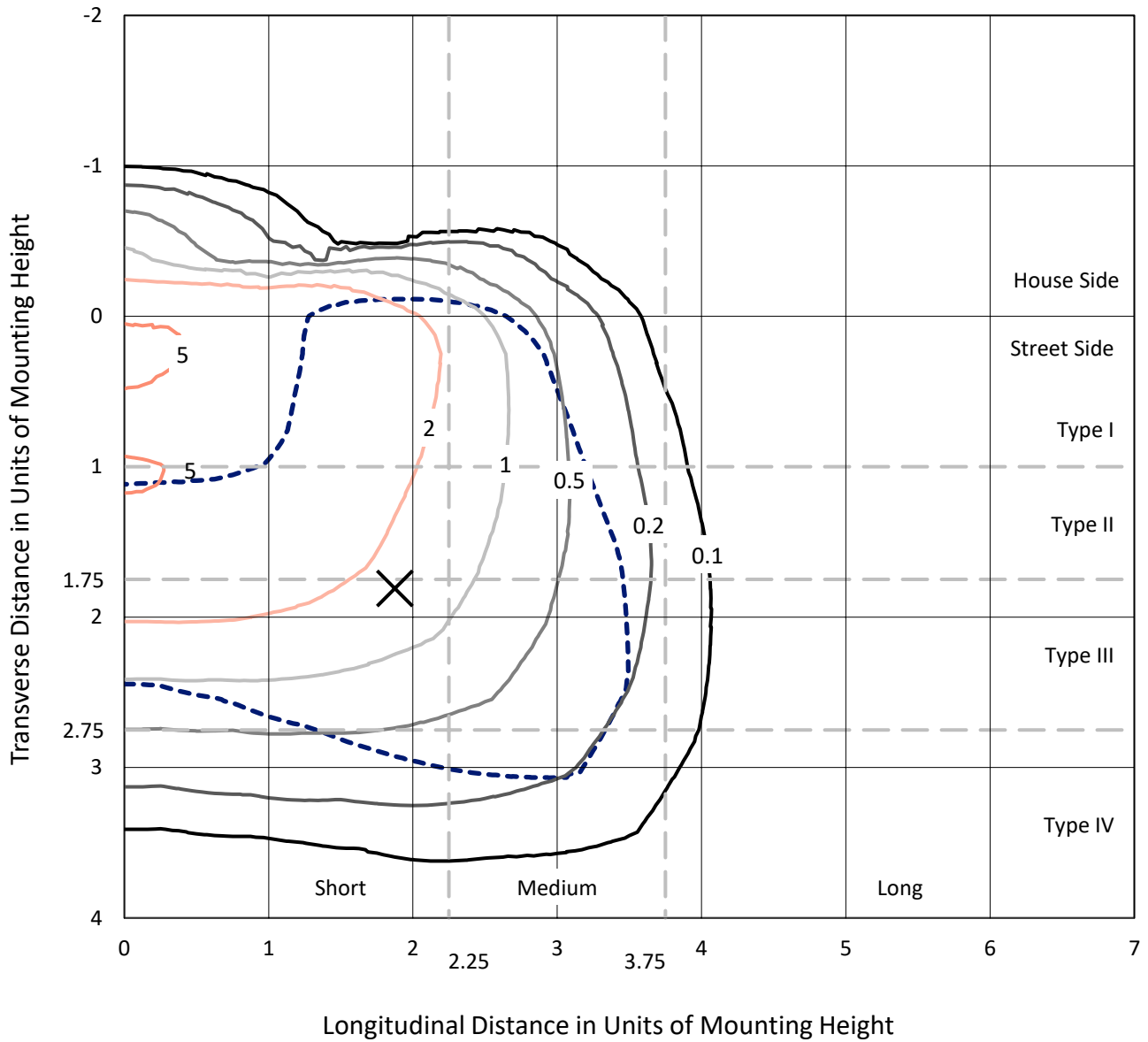
Input Watts (W): 44  
Input Voltage (V): NR  
Input Current (Ain): NR  
Voltage Rise (V): NR  
Power Factor: NR  
Total Harmonic Distortion (THDi): NR  
Frequency (hertz): 60  
Stabilization Time: NR  
Operation Time: NR  
Ambient Temperature (°C): NR  
Test Distance: 24 FT



REPORT NUMBER: P385760  
 CATALOG NUMBER: GWC-SA1B-750-U-T4W-HSS

### Iso-Footcandle Lines of Horizontal Illumination

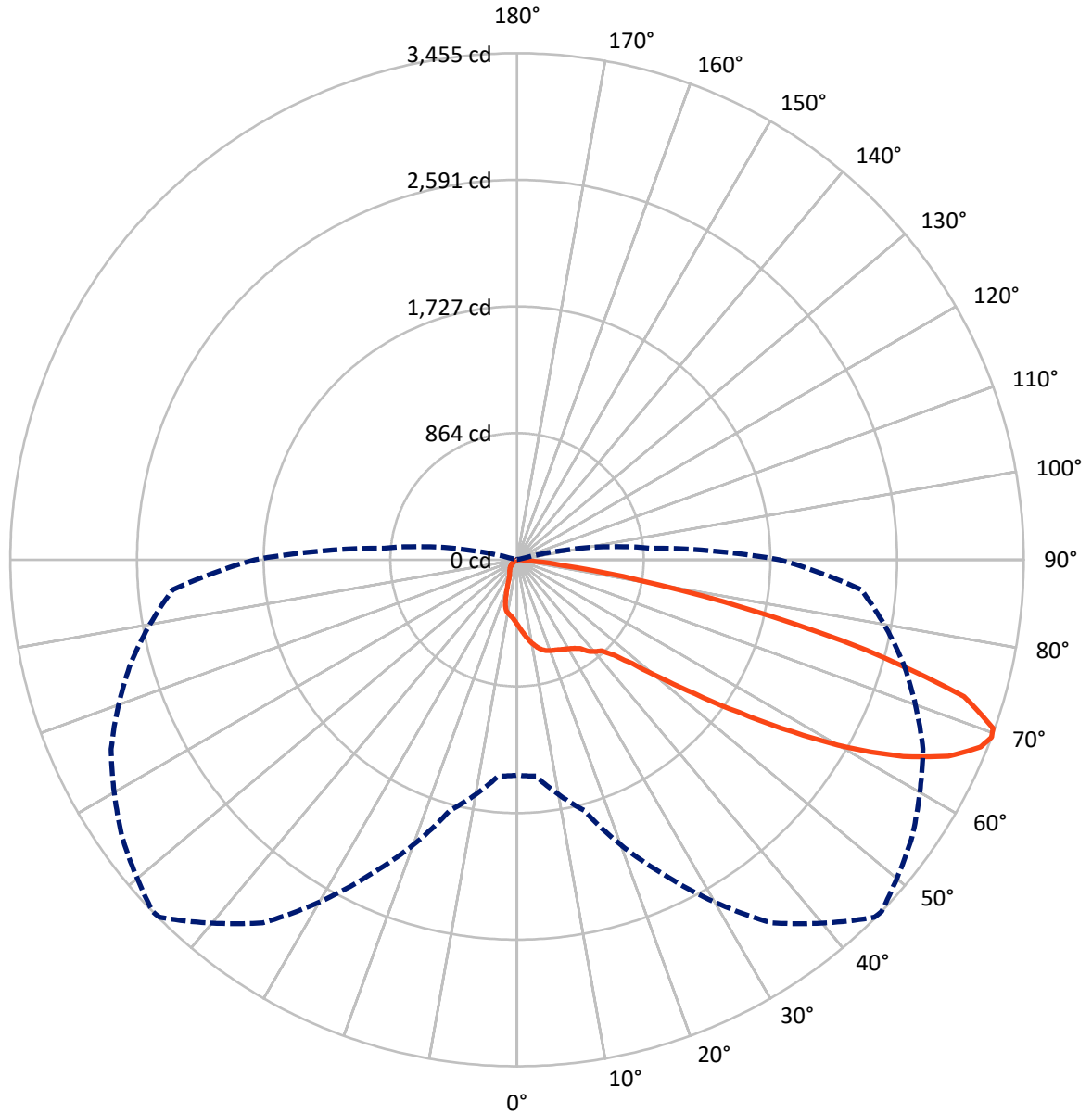
✕ Max cd  
 - - - 1/2 Max cd



Based on 10 foot mounting height. Maximum calculated value = 6.4 fc  
 Type IV - Short - N/A

REPORT NUMBER: P385760  
CATALOG NUMBER: GWC-SA1B-750-U-T4W-HSS

### Luminous Intensity Polar Plot



— Vertical Plane Through 46-Deg Lateral    - - - Horizontal Cone Through 69-Deg Vertical

REPORT NUMBER: P385760

CATALOG NUMBER: GWC-SA1B-750-U-T4W-HSS

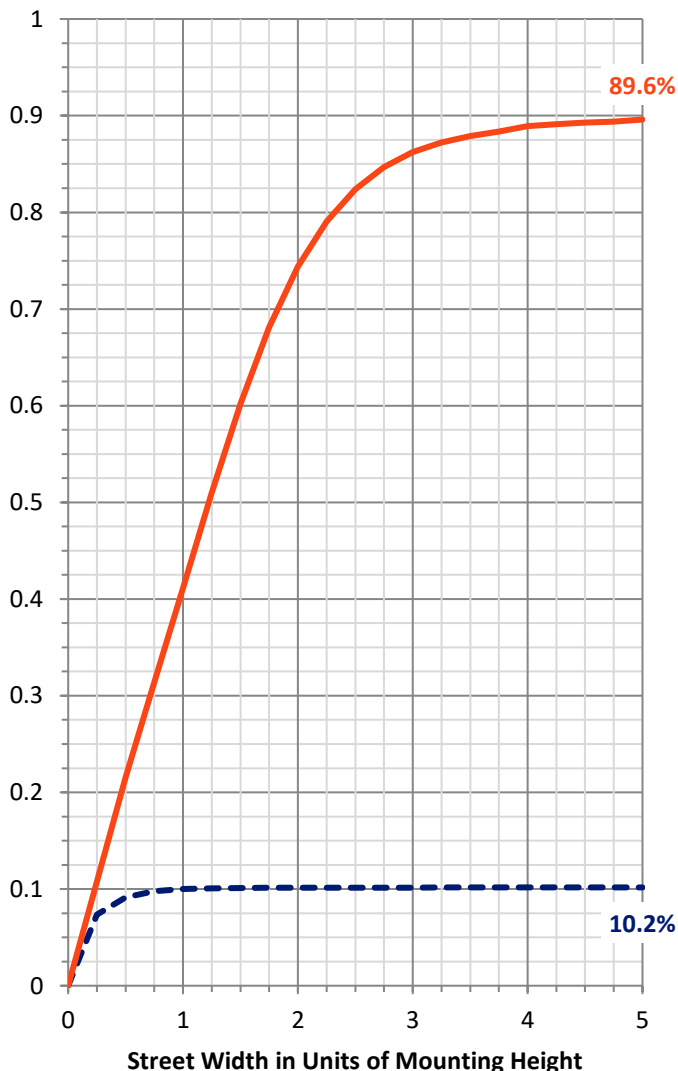
**FLUX DISTRIBUTION:**

		Downward	Upward	Total
<b>House Side</b>	Lumens	453.9	0.0	453.9
	% Fixture	10.3	0.0	10.3
<b>Street Side</b>	Lumens	3969.1	0.0	3969.1
	% Fixture	89.7	0.0	89.7
<b>Total</b>	Lumens	4423.0	0.0	4423.0
	% Fixture	100.0	0.0	100.0

**ZONAL LUMENS:**

Zone	Lumens	% Fixture
0°-10°	44.1	1.0
10°-20°	133.8	3.0
20°-30°	210.5	4.8
30°-40°	301.8	6.8
40°-50°	521.6	11.8
50°-60°	1030.5	23.3
60°-70°	1440.2	32.6
70°-80°	695.8	15.7
80°-90°	44.7	1.0
90°-100°	0.0	0.0
100°-110°	0.0	0.0
110°-120°	0.0	0.0
120°-130°	0.0	0.0
130°-140°	0.0	0.0
140°-150°	0.0	0.0
150°-160°	0.0	0.0
160°-170°	0.0	0.0
170°-180°	0.0	0.0
0°-90°	4423.0	100.0
0°-180°	4423.0	100.0

**Coefficient of Utilization**



REPORT NUMBER: P385760

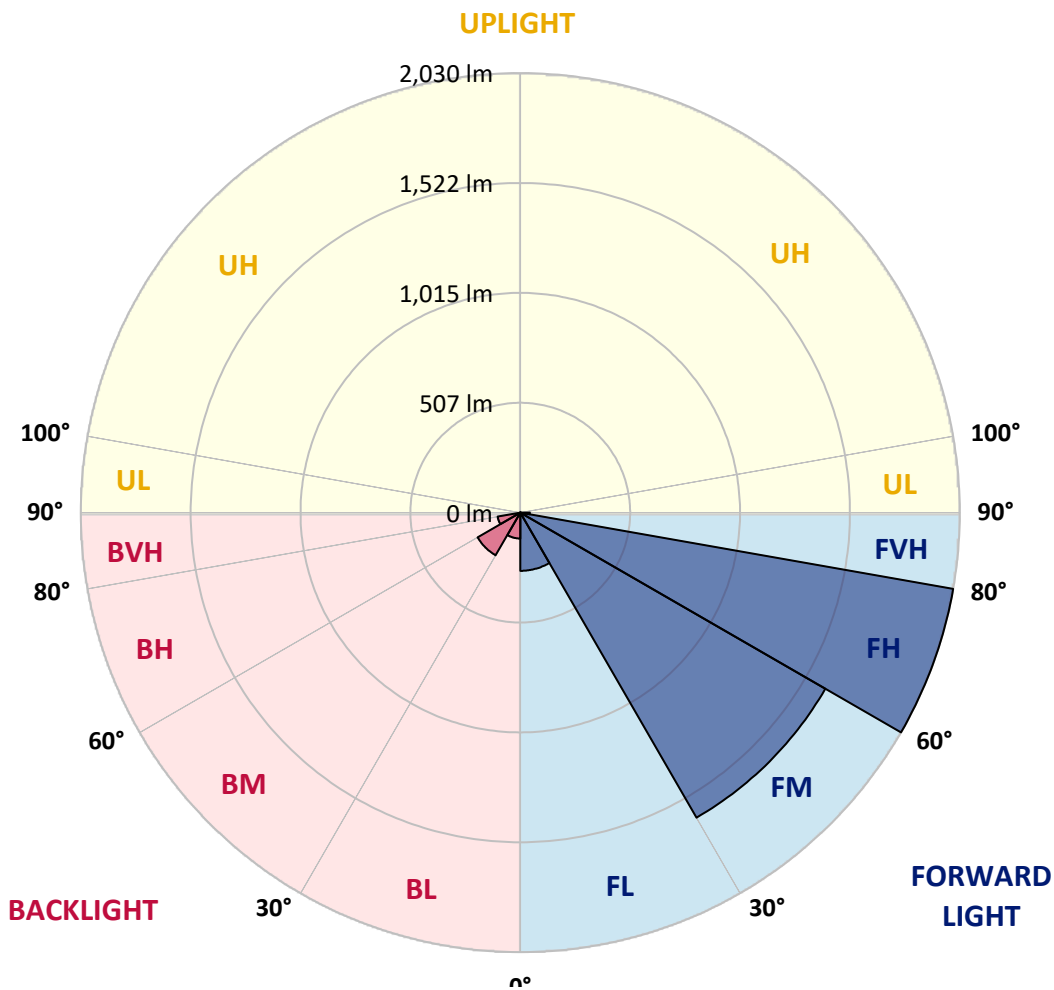
CATALOG NUMBER: GWC-SA1B-750-U-T4W-HSS

**LUMINAIRE CLASSIFICATION SYSTEM LUMEN TABLE AND BUG RATING:**

Zone	Lumens	% Fixture	Zone Rating/Lumen Limit		
			B	U	G
FL (0°-30°)	268.8	6.1			
FM (30°-60°)	1626.4	36.8			
FH (60°-80°)	2029.5	45.9			G2/5000
FVH (80°-90°)	44.3	1.0			G1/100
BL (0°-30°)	119.6	2.7	B1/500		
BM (30°-60°)	227.5	5.1	B1/1000		
BH (60°-80°)	106.4	2.4	B0/110		G0/110
BVH (80°-90°)	0.4	0.0			G0/10
UL (90°-100°)	0.0	0.0		U0/0	
UH (100°-180°)	0.0	0.0		U0/0	

**BUG Rating: B1-U0-G2**

Type IV Short





REPORT NUMBER: P385760

CATALOG NUMBER: GWC-SA1B-750-U-T4W-HSS

**CANDELA DISTRIBUTION (FULL):**

	0°	5°	15°	25°	35°	45°	46°	55°	65°	75°	85°
0°	443.2	443.2	443.2	443.2	443.2	443.2	443.2	443.2	443.2	443.2	443.2
2.5°	492.3	491.7	488.8	487.5	480.5	476.3	474.7	469.5	462.0	454.6	446.3
5°	548.3	548.1	542.7	537.5	524.3	511.8	509.5	497.5	480.7	464.9	449.2
7.5°	605.5	602.8	597.5	587.5	568.2	548.3	546.4	529.4	505.6	482.8	460.2
10°	654.1	652.4	645.4	630.2	607.6	585.0	582.7	561.8	534.8	506.8	478.0
12.5°	691.8	690.6	681.2	662.4	638.3	614.9	611.8	593.1	564.3	533.0	499.0
15°	714.8	714.2	702.8	682.7	659.0	638.7	636.0	619.6	592.9	560.1	521.8
17.5°	720.2	720.4	708.6	688.3	668.8	654.3	652.2	639.8	617.4	584.8	544.6
20°	708.2	710.7	700.1	682.5	670.5	662.8	661.1	653.7	634.8	604.1	562.8
22.5°	691.2	692.4	685.2	673.4	668.4	669.8	669.0	664.9	648.9	620.7	580.9
25°	680.8	680.8	676.5	666.5	669.8	678.8	679.0	678.1	665.5	641.0	602.8
27.5°	680.4	679.2	674.2	666.7	675.8	689.5	690.4	696.0	688.1	665.7	630.2
30°	697.0	695.5	685.0	675.2	686.8	701.6	703.6	715.9	711.9	692.4	660.7
32.5°	735.8	730.6	707.2	691.2	699.9	717.5	720.2	739.7	745.9	725.4	690.2
35°	788.9	772.5	738.7	721.5	722.3	740.8	743.2	771.9	790.3	755.7	713.0
37.5°	862.1	854.0	799.0	753.0	756.7	784.7	792.0	823.1	817.9	772.3	738.9
40°	1022.6	1009.9	951.5	841.3	789.7	820.4	822.7	839.3	839.7	809.8	792.8
42.5°	1241.2	1236.0	1174.4	1001.6	854.6	844.2	848.4	876.4	907.7	889.0	888.2
45°	1483.2	1480.5	1415.2	1214.4	985.9	922.4	927.6	965.1	1025.1	1029.2	1055.6
47.5°	1677.9	1676.7	1639.1	1451.9	1186.8	1054.9	1056.6	1096.4	1201.8	1253.8	1295.9
50°	1855.4	1861.4	1831.8	1708.8	1460.6	1262.5	1258.6	1285.1	1454.3	1539.6	1591.8
52.5°	2102.2	2110.7	2027.5	1948.5	1747.8	1520.1	1517.0	1544.8	1757.9	1821.8	1831.2
55°	2320.2	2305.6	2239.9	2217.1	2098.0	1838.2	1837.4	1861.8	2051.6	2078.8	2096.0
57.5°	2416.4	2410.8	2442.5	2494.8	2464.9	2214.2	2212.3	2193.7	2314.3	2317.2	2370.1
60°	2477.1	2484.0	2581.2	2742.4	2816.8	2618.8	2606.7	2492.9	2565.3	2558.8	2615.5
62.5°	2431.5	2445.0	2620.0	2888.6	3080.2	2971.9	2954.9	2767.1	2779.7	2757.5	2810.2
65°	2189.3	2210.2	2497.0	2861.0	3210.8	3248.0	3230.8	3009.1	2950.0	2913.5	2884.2
67.5°	1777.6	1790.1	2089.5	2621.1	3151.9	3412.6	3409.1	3221.2	3078.5	2887.1	2660.3
69°	1469.1	1481.3	1769.6	2368.5	3022.3	3447.9	3454.7	3289.2	3054.1	2727.0	2357.1
70°	1244.3	1257.3	1525.9	2152.0	2872.0	3431.5	3443.7	3282.8	2984.0	2541.6	2091.0
72.5°	652.6	663.8	939.4	1482.5	2341.3	3150.9	3188.0	3005.3	2529.4	1845.9	1236.4
75°	205.1	211.5	366.9	775.0	1603.0	2450.0	2458.5	2357.5	1796.1	1015.3	514.9
77.5°	78.2	76.3	122.1	285.6	810.4	1542.7	1594.7	1473.2	942.5	359.0	118.8
80°	42.1	42.3	63.5	118.2	346.7	792.8	836.8	714.0	334.9	112.0	27.4
82.5°	18.2	19.1	35.7	62.6	159.3	292.4	314.4	261.7	128.0	75.3	10.2
85°	3.9	4.4	17.2	34.0	64.9	82.1	86.1	84.8	81.5	58.5	3.9
87.5°	0.0	0.0	7.7	12.2	16.4	18.7	16.4	21.4	45.0	39.4	2.1
90°	0.0	0.0	0.0	0.0	0.0	0.0	0.0	0.0	0.0	0.0	0.0



REPORT NUMBER: P385760

CATALOG NUMBER: GWC-SA1B-750-U-T4W-HSS

**CANDELA DISTRIBUTION (continued):**

	90°	95°	105°	115°	125°	135°	145°	155°	165°	175°	180°
0°	443.2	443.2	443.2	443.2	443.2	443.2	443.2	443.2	443.2	443.2	443.2
2.5°	443.6	439.9	433.4	426.4	421.4	416.2	412.1	410.2	408.1	406.7	408.5
5°	442.8	435.5	423.1	411.0	402.3	395.3	389.5	387.2	384.9	383.2	383.0
7.5°	450.0	439.9	420.8	403.1	389.7	380.1	372.2	368.9	366.2	365.0	363.9
10°	463.9	450.8	425.3	402.3	384.9	368.7	351.7	338.6	330.1	326.2	324.8
12.5°	481.9	465.6	434.0	406.7	381.4	350.3	314.2	283.1	263.0	256.3	252.4
15°	503.1	482.8	445.4	412.3	368.5	311.7	250.5	209.9	191.2	187.5	183.3
17.5°	523.4	501.0	459.1	413.3	340.3	249.1	183.5	155.9	148.7	151.2	151.8
20°	541.3	519.1	472.6	404.2	289.1	186.8	142.1	135.2	137.9	142.7	143.5
22.5°	559.3	536.5	485.1	380.1	223.6	141.8	128.0	129.6	132.3	137.1	137.9
25°	581.3	557.6	496.7	336.0	167.8	120.7	121.5	124.0	126.7	131.1	131.5
27.5°	606.6	584.4	504.3	278.5	124.4	110.9	113.6	117.4	120.1	124.2	125.0
30°	640.2	619.6	506.8	219.0	104.3	102.2	103.5	108.0	112.0	115.7	116.3
32.5°	671.7	654.5	498.5	165.3	96.6	94.1	94.1	96.8	101.4	104.9	105.8
35°	700.7	689.5	472.0	120.9	90.8	86.7	84.6	84.6	87.5	90.4	91.2
37.5°	739.1	738.7	429.1	96.4	85.2	80.5	76.1	72.8	71.8	72.4	72.8
40°	804.8	805.5	373.1	86.5	80.5	74.0	67.4	61.4	55.8	53.9	53.7
42.5°	907.5	898.2	314.4	81.7	76.3	67.4	57.4	49.4	40.6	38.0	37.7
45°	1070.5	1015.1	252.2	77.4	72.0	59.9	47.5	36.5	29.4	27.4	27.4
47.5°	1307.9	1168.8	195.4	72.6	66.2	51.4	35.9	26.3	21.6	20.5	20.7
50°	1553.5	1319.3	149.7	66.6	59.1	42.5	26.5	19.1	16.4	16.4	16.6
52.5°	1771.2	1429.7	116.8	60.1	50.4	33.4	20.1	14.9	13.7	13.5	13.7
55°	1975.1	1500.8	89.4	52.7	40.0	24.9	15.3	12.2	11.4	11.0	10.8
57.5°	2171.7	1536.1	67.0	42.5	29.0	18.0	12.2	10.4	9.5	8.9	8.7
60°	2302.5	1507.4	46.0	31.3	20.1	13.1	10.2	8.9	7.9	7.3	7.1
62.5°	2376.4	1429.3	29.7	22.6	14.3	9.7	8.1	7.5	6.0	5.4	5.4
65°	2346.5	1300.3	20.7	16.2	10.4	7.3	6.0	6.0	4.4	3.5	3.3
67.5°	2079.4	1098.5	15.8	12.0	7.5	5.4	4.6	5.2	2.7	1.7	1.7
69°	1789.1	910.4	13.5	10.0	6.2	4.4	3.9	4.8	1.9	1.2	1.0
70°	1554.9	785.3	12.2	8.7	5.2	3.7	3.5	4.6	1.9	1.0	0.8
72.5°	930.3	438.0	9.3	6.2	3.3	2.9	2.9	5.2	1.9	1.0	0.8
75°	376.0	154.3	6.8	4.4	2.5	2.5	3.5	6.6	1.7	0.8	0.6
77.5°	85.2	33.8	3.9	2.7	1.7	2.5	4.1	5.2	1.0	0.4	0.0
80°	20.7	8.3	2.5	1.7	1.0	1.9	3.1	2.9	0.2	0.0	0.0
82.5°	6.8	2.9	1.0	0.8	0.2	0.6	1.5	0.8	0.0	0.0	0.0
85°	2.9	1.7	0.4	0.2	0.0	0.0	0.2	0.0	0.0	0.0	0.0
87.5°	1.9	0.6	0.0	0.0	0.0	0.0	0.0	0.0	0.0	0.0	0.0
90°	0.0	0.0	0.0	0.0	0.0	0.0	0.0	0.0	0.0	0.0	0.0



Signify Classified - Internal  
Cooper Lighting Solutions Photometric Lab  
1121 Highway 74 South  
Peachtree City, GA 30269

Scaled Data Report



Report Generated By 670245982

Signify Classified - Internal  
Cooper Lighting Solutions Photometric Lab  
1121 Highway 74 South  
Peachtree City, GA 30269

Scaled Data Report



Signify Classified - Internal  
Cooper Lighting Solutions Photometric Lab  
1121 Highway 74 South  
Peachtree City, GA 30269

Scaled Data Report



Signify Classified - Internal  
Cooper Lighting Solutions Photometric Lab  
1121 Highway 74 South  
Peachtree City, GA 30269

Scaled Data Report





--- HS — SS

Signify Classified - Internal  
Cooper Lighting Solutions Photometric Lab  
1121 Highway 74 South  
Peachtree City, GA 30269

Scaled Data Report



u

Signify Classified - Internal  
Cooper Lighting Solutions Photometric Lab  
1121 Highway 74 South  
Peachtree City, GA 30269

Scaled Data Report



Signify Classified - Internal  
Cooper Lighting Solutions Photometric Lab  
1121 Highway 74 South  
Peachtree City, GA 30269

Scaled Data Report



(END OF REPORT)